

Consultation on the Variation to the Burmantofts' Public Spaces Protection Order to include Bins Left on the Street and Side Waste

Summary Results:

65 people started the survey, with 38 partials and **27** full responses received. It is estimated that 19,930 people are living within the identified area based on Office National Statistics (ONS) 2020 mid-year population estimates. The survey was live for four weeks between Tuesday 14th September 2021 and Friday 8th October.

The levels of response for this type of survey is to be expected, due to the high levels of deprivation (the identified area is within the Indices of [Multiple Deprivation Decile 1](#)), history as a transient area with a strong [private rental sector](#) and the legal subject-matter of the survey means engagement can be challenging. Two recent similar Public Spaces Protection Order (PSPO) surveys in August 2020 (see chart below) had responses ranging from 296 to 29 within areas, and the Nowells in 2018 received 40 responses for a PSPO on anti-social behaviour and violent crime.

Which draft Public Spaces Protection Order (PSPO) area are you commenting on? Please tick one option only.

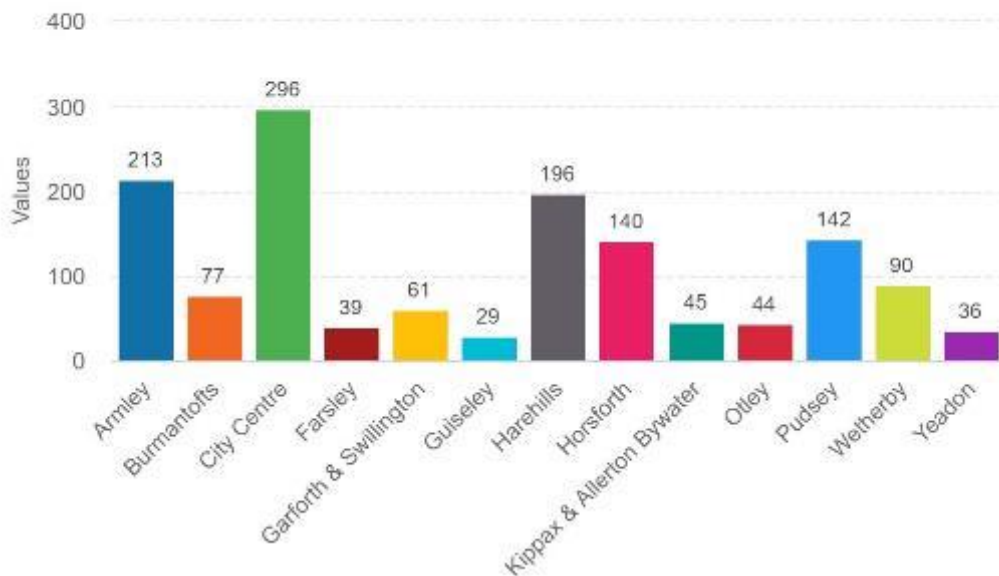


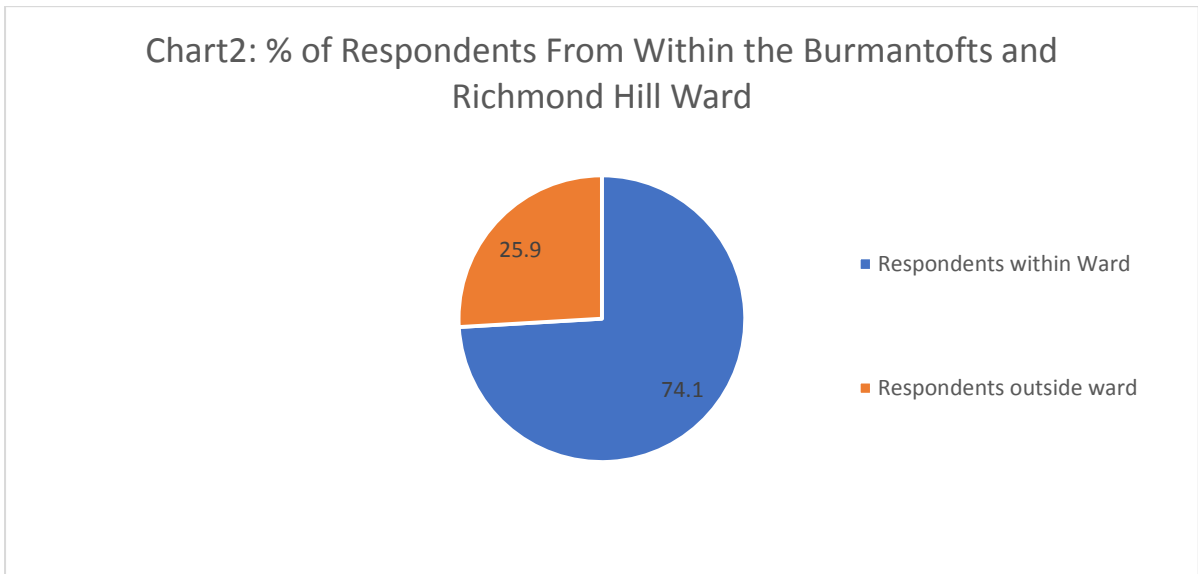
Chart 1: August 2020 responses to draft PSPO consultation by area.

Legislation requires the Council to consult with interested parties including residents, landowners, community groups and people who work or visit the proposed PSPO area. The engagement work included:

Social media	<ul style="list-style-type: none"> ● Nowells Community Group ● Burmantofts and Richmond Hill Community Group ● Burmantofts, Lincoln Green and Mabgate
---------------------	--

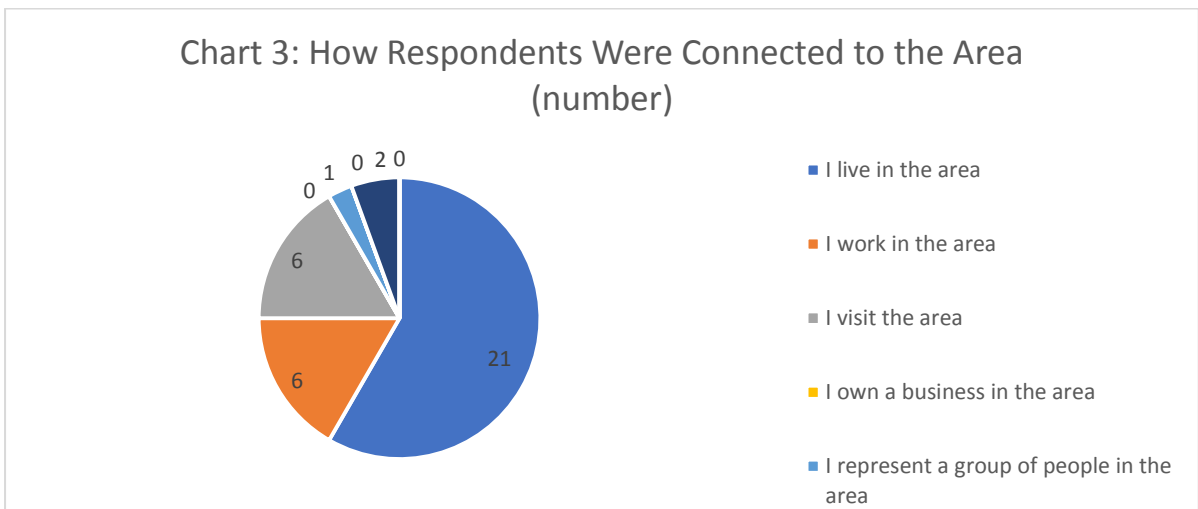
	Neighbourhood Plan •Council’s Facebook and Twitter corporate accounts •’Next Door’ neighbourhood social media network •Leeds Anti-social Behaviour Team Twitter •ward members’ social media networks.
Email	Community Sector and faith groups list supplied by the Council’s Community Involvement team •Council housing tenant lists •Gov Delivery email list for ward residents
Poster displays	Burmantofts Community Hub and Compton Centre Library
Website	Alerts on PSPO webpages

1. What is your postcode?



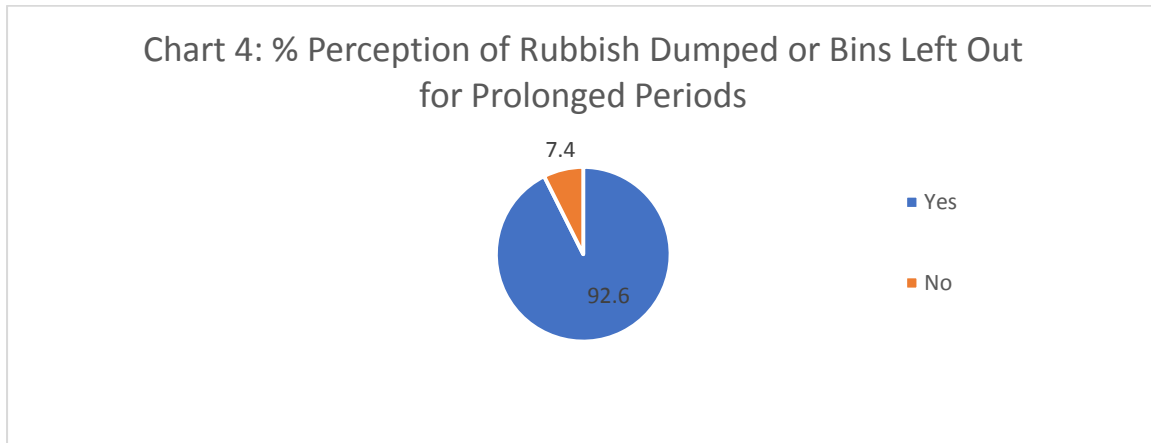
Just under three quarters of responses were from people living in the local Burmantofts and Richmond Hill ward area.

2. How are you connected to the area?



Respondents could tick multiple boxes, but this shows a mix of responses from people resident, visiting and working in the area.

3. Have you noticed either items of rubbish being left at the side of bins, or bins being left on the street for prolonged amounts of time?



Respondents reported a high perception of bins being left out for a prolonged period of time and dumped rubbish in the area.

4. If you noticed either rubbish left at the side of bins, or bins being left on the street for prolonged amounts of time, please tell us more by ticking all options that apply:

		Response Percent	Response Total
1	This happened within the last 12 months	92.00%	23
2	This behaviour was persistent (for example happened a lot)	76.00%	19
3	The behaviour was unreasonable (for example it was unfair or not acceptable)	68.00%	17
4	The behaviour caused me to change where I went or what I did (for example, causes obstructions for cars and pedestrians)	56.00%	14
5	The behaviour had a detrimental effect on my quality life (for example, causing you to feel unhappy as it looks unsightly causing fly-tipping, littering, attracts vermin or antisocial behaviour like vandalism)	76.00%	19
6	The behaviour had a detrimental effect on the quality of life of other people (for example, causing other people to feel unhappy as it looks unsightly causing fly-tipping, littering, attracts vermin or antisocial behaviour like vandalism)	80.00%	20
7	None of the above apply	0.00%	0
8	Other (please specify):	8.00%	2
		answered	25
		skipped	2

Table 1: impacts of bins left on street and dumping rubbish

A high proportion of respondents (92%) stated that bins being left out and dumped rubbish had happened within the last 12 months and 80% citing it had a detrimental effect on others quality of life. 76% identified a personal detrimental effect and that the negative behaviour was persistent. Two 'other' comments were received themed around acknowledging people dumping waste.

5. The proposed variation to the PSPO for the designated area of Burmantofts involves prohibition of anti-social behaviour in a public space connected to household waste kept in a public space. It will include the provision that a relevant person (either a temporary or permanent resident, owner or managing agent) must:

- Each relevant person must ensure that all household waste presented for collection from their premises is contained in a wheelie bin or is presented for collection in a manner specified for their property by Leeds City Council.
- Each relevant person must ensure that the wheelie bin for their property or waste presented for collection in a manner specified for their property is not situated outside the boundary of their premises other than between 6pm on the day before collection is due, and 9pm on the day of collection unless the wheelie bin is in an identifiable bin storage area or yard for wheelie bins of their property.

Do you agree (support) or disagree (do not support) with the above restriction that a resident should ensure they contain their waste within their bin, and put their bin out for collection and return it back to their property on the day of collection?




			Response Percent	Response Total
1	Agree		92.59%	25
2	Disagree		3.70%	1
3	Not sure		3.70%	1
			answered	27
			skipped	0

Table 2: levels of agreement, disagreement or not sure about the PSPO variation

92.6% of respondents (25 people) agree with the Burmantofts PSPO variation to include bins left on the street and dumping. With one person highlighting they disagreed and another person unsure.

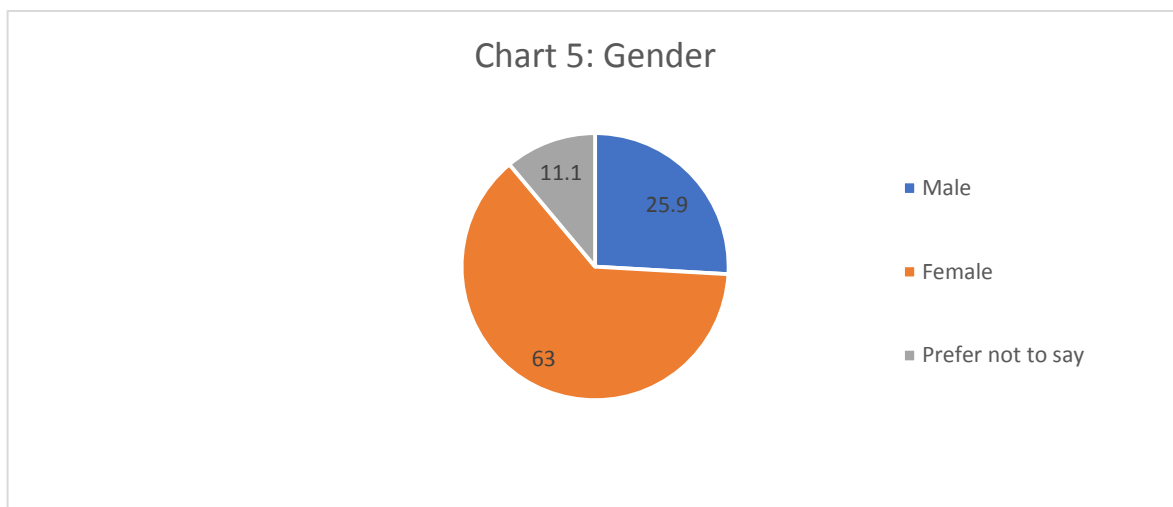
6. If you have any other comments on the PSPO proposal, please write them below:

Theme Category	%Response	Numbers
More work focussing on flytippers	29.4	5
Low rise flats communal bins are also a problem	11.8	2

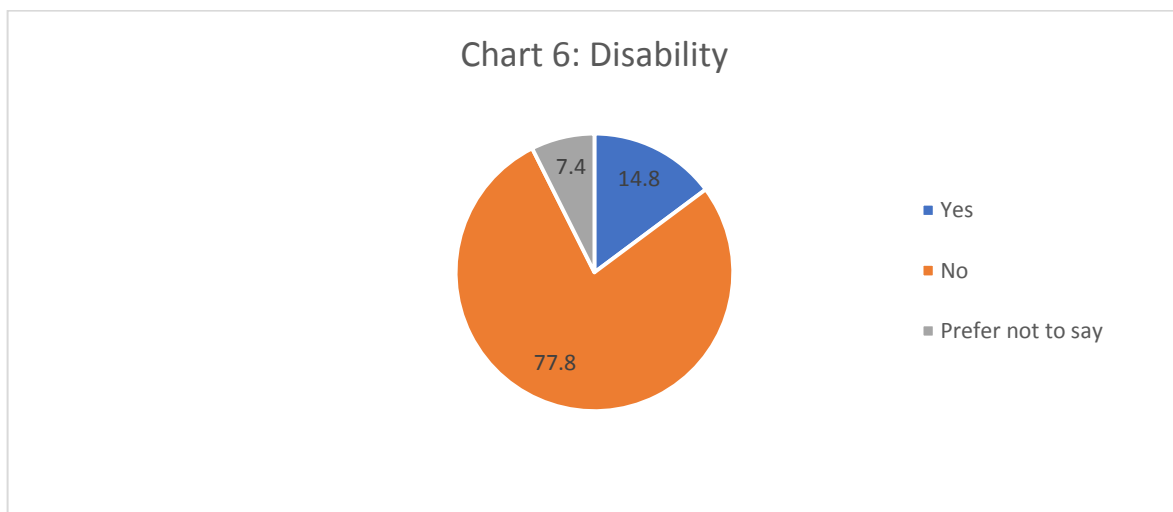
Need to combat 'council will clear it up ' attitude	11.8	2
Fortnightly bin collections are a problem	11.8	2
Council bulky collections too expensive	11.8	2
More litter bins needed	5.9	1
Other	17.6	3

Just under a third (29.4%) of responses felt there was more need to focus on flytippers dumping waste at the gable ends of terraces or back alleys. The 'other' comments were generally supportive that the PSPO may have an effect on these issues.

Demography of Respondents:



Data from the [Leeds Observatory population](#) profile extracted from the ONS 2019 information states 49.9% of the population is female. For this consultation 63% of respondents were female and almost 26% were male with 11% (or 3 people) preferring not to say.



Although disability is not captured on the census, 14.8% of respondents considered themselves disabled.

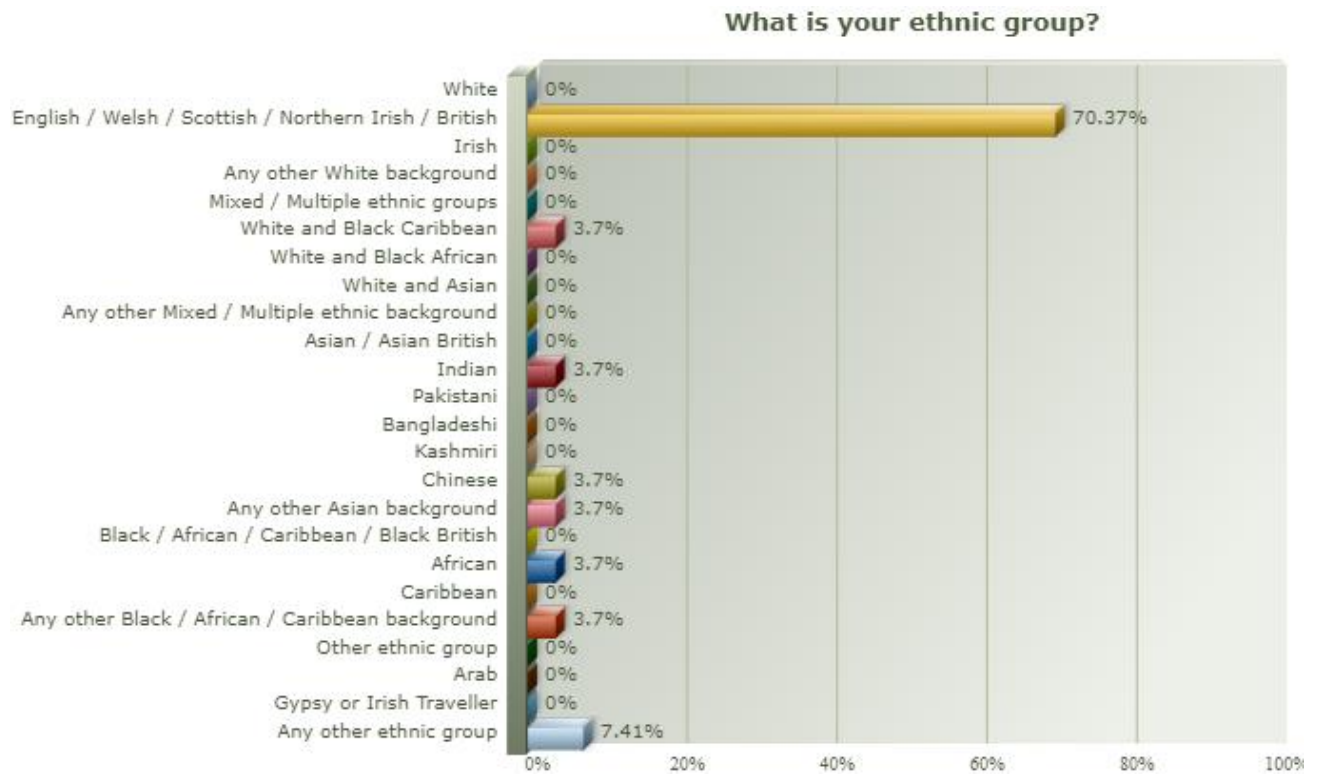


Chart 7: outlines % respondents by ethnicity

According to [Leeds Observatory data](#) from ONS 2011 census data, the ethnicity profile is generally representative of the ward in terms of BAME responses. ONS state 65.9% white British and the survey respondents were 70.4%.